


The Piano Owner's Heads-Up Guide to Important Piano Maintenance

Regulating the Home-Sized Grand Piano 20016




Information provided courtesy of:
Wes Flinn RPT
Registered Piano Technician

The adjustments of your piano action related to touch have not been attended to recently and are causing the piano to be less than responsive. A job of regulation is in order.

To many pianists, a piano's touch is as important as its tone. Touch refers to the efficiency and responsiveness of the mechanical action of the piano, and is what is responsible for giving a piano its full range of power from the silkiest of pianissimos to the crashing double forte. When a piano begins to lose its mechanical efficiency, it is said to have gone out of regulation. Adjustments which were set at the factory no longer are accurate because of the compression of felt parts which serves as cushions to all the contact points in the action. **Exacting measurements and corresponding adjustments are needed at this time to put your piano back into proper regulation.**




Leveling keys



Adjusting letoff

With the action in the workshop and preliminary repair work done, the job of setting all important adjustments (example steps shown) may be done with extreme precision. Each of the necessary settings is made for all eighty-eight notes of the piano, then checked and rechecked. The process is not a "once and done" procedure, but more a process of refining the mechanism by going through the complete series of steps a number of times until everything is at the optimum setting.



Regulating your piano will go a long way towards seeing to it that whoever sits down to play will find it a truly satisfying experience. The piano will perform with more precision and evenness so that the musician may lose him or herself in the music.

Email: Wes@WesFlinnRPT.com
Website: www.WesFlinnRPT.com